

SF126 Float series level switches



Introduction

Magnetic float-level switches principle: the float which link to rod equipped with a constant magnetic field, Because of the liquid level rise or fall, make the float internal generated magnetic field, thus triggered the reed which inner rod action. Widely application to liquid level measurement, liquid level alarm and level security control field.

Features

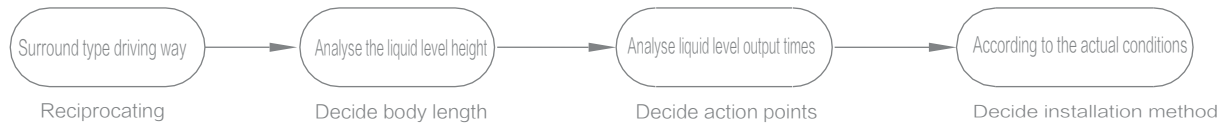
- No standby power requirement, N.O. , N.C. and S.P.D.T optional
- Customer can defined measurement range and connection mode
- Shell material: engineering plastic
- High cost performance, high stability, long service life

Applications

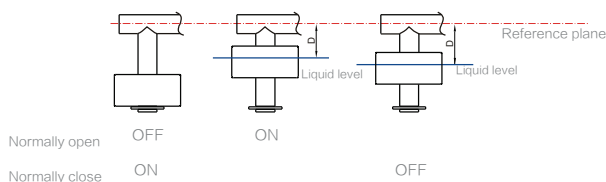
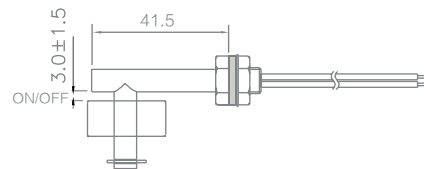
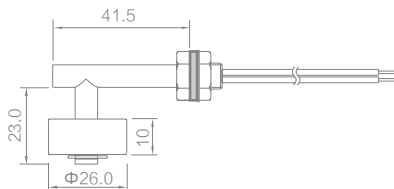
- Level control, level measurement
- Home appliance level detection
- Water heater, coffee machine, water dispenser, humidifier, etc
- Container level detection

Level switches selection rules

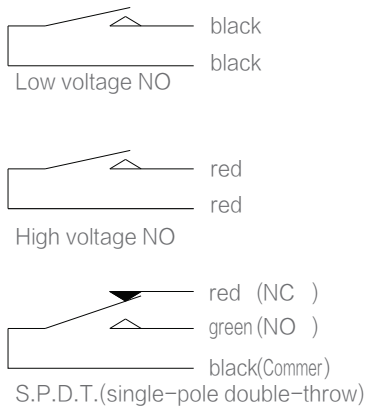
While using permanent magnet as a trigger to drive the Mount switches, they usually according to the following method and order



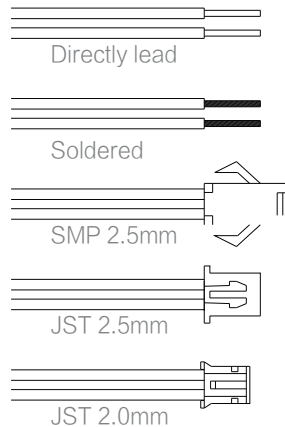
Dimensions and Operation Demonstration



Connection mode



Outlet Mode



Electrical Specification

Electrical Specification			
Model	1	2	3
Switched Power(max)	10W	70W	5W
Switched Voltage (max) (DC)	200V	200V	175V
Switched Voltage (max) (AC)	140V	250V	125V
Switched Current (max) (DC)	500mA	1000mA	400mA
Switched Current (max) (AC)	500mA	1000mA	280mA
Breakdown Voltage(min)	250V DC	400V DC	200V DC
Carry Current (max)	1.0A	1.75A	0.5A
Contact Resistance (min)	200mΩ	200mΩ	200mΩ
Insulation Resistance (min)	10 ⁸ MΩ	10 ⁸ MΩ	10 ⁸ MΩ
Operating Temperature	-40℃~+80℃	-40℃~+80℃	-40℃~+80℃

Note: Above the wire color, model and outlet mode can be customized

Note: Above the specifications can be customized

Products selection table

SF1	<input type="checkbox"/>	<input type="checkbox"/>	<input type="checkbox"/>	<input type="checkbox"/>	-	<input type="checkbox"/>	<input type="checkbox"/>	<input type="checkbox"/>	<input type="checkbox"/>	-	<input type="checkbox"/>	<input type="checkbox"/>	<input type="checkbox"/>	<input type="checkbox"/>	-	<input type="checkbox"/>	<input type="checkbox"/>	<input type="checkbox"/>	<input type="checkbox"/>	Selection description
Level switches installation method	1																			Vertical installation type plastics shell
	2																			Horizontal installation type plastics shell
	3																			Vertical installation type stainless steel shell
	4																			Horizontal installation type stainless steel shell
Level switches sizes code	X																			Sizes Code
Series code		X	X																	01~99
Body length					X	X	X	X												Unit:mm
Output signal									X	X	X	X								Appendix 7-1
Installation													X	X						Appendix 7-2
Wiring														X	X					Appendix 7-3
Float Type																	P			PP float
																	N			NBR float
																	S			Stainless steel float
Float code																X	X			Float code
Other else																			T	Thermal resistance

Example: SF12601 - 23 - K1H1 - M8P-P03

Horizontal installation type plastics shell level sensor, rod length 23mm, switch output , normally open type, 1 group output, installation Thread M8, standard PVC cable, FBP103 float.

